

| PROJECT | CUSTOMER | VEHICLE |
|-----------------|----------|-----------------|
| Xtrapolis-PRASA | PRASA | 215 – TC2 – VFT |

RTR Vehicle Functional Static Testing TS215 TC2 Report
GIB0000006300



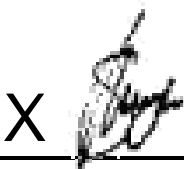


| | CREATED | VERIFIED | APPROVED | DISTRIBUTION |
|-----------|-----------------------|-------------------|-----------------|---|
| Name | Tshegofatso SETSHOGWE | Nkululeko NDOVELA | Kgomotso NKOANA | Confidentiality Category <i>Restricted</i> <i>Project</i> <i>Normal</i> <input type="checkbox"/> <input type="checkbox"/> <input checked="" type="checkbox"/> |
| Date | 09/04/2024 | 09/04/2024 | 09/04/2024 | Control Category <i>Controlled</i> <i>Not Controlled</i> <input checked="" type="checkbox"/> <input type="checkbox"/> |
| Signature | | | | Language EN |

This report has been automatically generated from TES version 1

Table of modifications

| Rev | Date | Modifications Content | Writer |
|-----|------------|-----------------------|-----------------------|
| A0 | 09/04/2024 | Creation | Tshegofatso SETSHOGWE |

Internal validations

| | Name | Function | Date | Signature |
|-----------------|-----------------------|--------------------------|------------|---|
| Creator | Tshegofatso SETSHOGWE | EPU Manager | 09/04/2024 | X  Tshegofatso SETSHOGWE EPU Manager |
| Verifier | Nkululeko NDOVELA | Test Engineering Manager | 09/04/2024 | X  Nkululeko NDOVELA Test Engineering Manager |
| Approver | Kgomotso NKOANA | Test Expert | 09/04/2024 | X  Kgomotso NKOANA Test Expert |

Execution Plan

| | |
|-------------------|------------|
| Start Date | 20/03/2024 |
| End Date | 21/03/2024 |

Contents

Section 1 - Purpose / Objectives

Section 3 - Protective Bonding

3.3 Instructions list

Section 4 - Reflectometry

4.3 Instructions list

Section 5 - Config

5.3 Instructions list

Section 4 - Report summaries

4.2 Results status



Serial Tests Report
TS215 – TC2 – VFT
RTR Vehicle Functional Static Testing Report

Document Reference
GIB0000006300
Version: A0

Emission date
09/04/2024

Section 1 – Purpose / Objectives



Serial Tests Report
TS215 – TC2 – VFT
RTR Vehicle Functional Static Testing Report

Document Reference
GIB0000006300
Version: A0

Emission date
09/04/2024




| | | |
|--|--|-----------------------------|
| Serial Tests Report TS215 – TC2 – VFT RTR Vehicle Functional Static Testing Report | Document Reference GIB0000006300 Version: A0 | Emission date 09/04/2024 |
|--|--|-----------------------------|

Section 3 – Protective Bonding

3.3 Instructions list

3.3.1 012-Protective Bonding and Return Current

I - Information A - Action R - Result NE - Not Executed

| N° | Type | Instruction | File | Result status | Result value | Operator | Vehicle |
|-------|------|---|---|---------------|--------------|--------------------------|---------|
| 10001 | I | Return Circuit: car body to Ground. | | OK | | Nokuzola Mdluli - 491469 | TC2 |
| 10002 | I | The purpose of this test is to confirm that the car body of each car in the train is connected to ground via the earthing brush which will ensure that current from the overhead wire is returned to the substation without damage to equipment or risk of electric shock | | OK | | Nokuzola Mdluli - 491469 | TC2 |
| 10003 | A | The Ohmmeter shall be off | | OK | | Nokuzola Mdluli - 491469 | TC2 |
| 10004 | A | Use the Tool List to record the serial number of the Ohmmeter that will be used for this test | | OK | | Nokuzola Mdluli - 491469 | TC2 |
| 10005 | A | Ensure that the current setpoint is 50A and voltage <50V (applicable for all impedance measurement) on the Ohmmeter device to be used for the test. | | OK | | Nokuzola Mdluli - 491469 | TC2 |
| 10006 | I | For all impedance measurements of the car body to ground the positive terminal shall be connected to the car body and the negative terminal to the rail. | | OK | | Nokuzola Mdluli - 491469 | TC2 |
| 10007 | I | For all other impedance measurements, the positive terminal shall be connected to the tested subject and the negative terminal to the car body shell. | | OK | | Nokuzola Mdluli - 491469 | TC2 |
| 10008 | A | Visually identify and inspect that the earthing cables of the 1st axle of 1st bogie frame and the 2nd axle of 2nd bogie frame are properly connected to the axle brushes. |  | OK | | Nokuzola Mdluli - 491469 | TC2 |
| 10009 | A | Disconnect from the axle box the earthing cable of the 2nd axle of 2nd bogie frame | | OK | | Nokuzola Mdluli - 491469 | TC2 |
| 10010 | R | Only the earthing cable of the 1st axle of the 1st bogie frame is connected | | OK | | Nokuzola Mdluli - 491469 | TC2 |
| 10011 | A | Measure the car body to ground impedance | | OK | | Nokuzola Mdluli - 491469 | TC2 |

| | | | | | | | |
|-------|---|--|--|----|---------|-----------------------------|-----|
| 10012 | R | Impedance Result Max : $x \leq 0.05$ (Ohm) | | OK | 0.00646 | Nokuzola Mdluli - 491469 | TC2 |
| 10013 | A | Disconnect the earthing cable of 1st axle of 1st bogie frame | | OK | | Nokuzola Mdluli - 491469 | TC2 |
| 10014 | A | Connect the earthing cable of the 2nd axle of 2nd bogie frame | | OK | | Nokuzola Mdluli - 491469 | TC2 |
| 10015 | R | Only the earthing cable of the 2nd axle of the 2nd bogie frame of TC2 car is connected | | OK | | Nokuzola Mdluli - 491469 | TC2 |
| 10016 | A | Measure the car body to ground impedance | | OK | | Nokuzola Mdluli - 491469 | TC2 |
| 10017 | R | Impedance Result Max : $x \leq 0.05$ (Ohm) | | OK | 0.00378 | Nokuzola Mdluli - 491469 | TC2 |
| 10018 | A | Connect the earthing cable of the 1st axle of 1st bogie frame | | OK | | Nokuzola Mdluli - 491469 | TC2 |
| 10019 | I | Earthing of Equipment on the Underframe | | OK | | Nokuzola Mdluli - 491469 | TC2 |
| 10020 | A | Visually inspect that the earthing cable connecting the Auxiliary Converter Case to TC2 car body is properly connected and related bolts are correctly torqued. | | OK | | Nokuzola Mdluli - 491469 | TC2 |
| 10021 | R | Auxiliary Converter visually grounded and torque is correctly marked | | OK | | Nokuzola Mdluli - 491469 | TC2 |
| 10022 | A | Measure the impedance between the Auxiliary Converter Case and the car body | | OK | | Nokuzola Mdluli - 491469 | TC2 |
| 10023 | R | Impedance Result Max : $x \leq 0.05$ (Ohm) | | OK | 0.00436 | Nokuzola Mdluli - 491469 | TC2 |
| 10024 | A | Visually inspect that the earthing cable connecting the Battery Box to the car body is properly connected and the related bolts are correctly torqued | | OK | | Nokuzola Mdluli - 491469 | TC2 |
| 10025 | R | Battery Box visually grounded and torque is correctly marked | | OK | | Nokuzola Mdluli - 491469 | TC2 |
| 10026 | A | Measure the impedance between the Battery Box Case and the car body | | OK | | Nokuzola Mdluli - 491469 | TC2 |
| 10027 | R | Impedance Result Max : $x \leq 0.05$ (Ohm) | | OK | 0.00636 | Nokuzola Mdluli - 491469 | TC2 |
| 10028 | A | Visually inspect that the earthing cable connecting the Eurobalise Antenna to the car body is properly connected and the | | OK | | Nokuzola Mdluli - 491469 | TC2 |

| | | | | | | | |
|-------|---|--|--|----|---------|--------------------------|-----|
| | | related bolts are correctly torqued | | | | | |
| 10029 | R | Eurobalise Antenna visually grounded and torque is correctly marked | | OK | | Nokuzola Mdluli - 491469 | TC2 |
| 10030 | A | Measure the impedance between the Eurobalise Antenna and the car body | | OK | | Nokuzola Mdluli - 491469 | TC2 |
| 10031 | R | Impedance Result Max : $x \leq 0.05$ (Ohm) | | OK | 0.00775 | Nokuzola Mdluli - 491469 | TC2 |
| 10032 | A | Visually inspect that the earthing cable connecting the LVB/Brake Module to the car body is properly connected and the related bolts are correctly torqued | | OK | | Nokuzola Mdluli - 491469 | TC2 |
| 10033 | R | LVB/Brake Module visually grounded and torque is correctly marked | | OK | | Nokuzola Mdluli - 491469 | TC2 |
| 10034 | A | Measure the impedance between the LVB/Brake and the car body | | OK | | Nokuzola Mdluli - 491469 | TC2 |
| 10035 | R | Impedance Result Max : $x \leq 0.05$ (Ohm) | | OK | 0.00747 | Nokuzola Mdluli - 491469 | TC2 |
| 10036 | I | Earthing of Equipment on the Exterior | | OK | | Nokuzola Mdluli - 491469 | TC2 |
| 10037 | I | Exterior Front | | OK | | Nokuzola Mdluli - 491469 | TC2 |
| 10038 | A | Visually inspect that the earthing cable connecting the Front Coupler to the car body is properly connected and the related bolts are correctly torqued | | OK | | Nokuzola Mdluli - 491469 | TC2 |
| 10039 | R | Front Coupler visually grounded and torque is correctly marked | | OK | | Nokuzola Mdluli - 491469 | TC2 |
| 10040 | A | Measure the impedance between the Front Coupler and the car body | | OK | | Nokuzola Mdluli - 491469 | TC2 |
| 10041 | R | Impedance Result Max : $x \leq 0.05$ (Ohm) | | OK | 0.00537 | Nokuzola Mdluli - 491469 | TC2 |
| 10042 | I | Earthing of Equipment on the Roof | | OK | | Nokuzola Mdluli - 491469 | TC2 |
| 10043 | A | Visually inspect that the earthing cable connecting the Saloon HVAC to the car body is properly connected and the related bolts are correctly torqued | | OK | | Nokuzola Mdluli - 491469 | TC2 |
| 10044 | R | Saloon HVAC visually grounded and torque is correctly marked | | OK | | Nokuzola Mdluli - 491469 | TC2 |

| | | | | | | | |
|-------|---|--|--|----|---------|--------------------------|-----|
| 10045 | A | Measure the impedance between the Saloon HVAC and the car body | | OK | | Nokuzola Mdluli - 491469 | TC2 |
| 10046 | R | Impedance Result Max : $x \leq 0.05$ (Ohm) | | OK | 0.00368 | Nokuzola Mdluli - 491469 | TC2 |
| 10047 | A | Visually inspect that the earthing cable connecting the Cab HVAC to the car body is properly connected and the related bolts are correctly torqued | | OK | | Nokuzola Mdluli - 491469 | TC2 |
| 10048 | R | Cab HVAC visually grounded and torque is correctly marked | | OK | | Nokuzola Mdluli - 491469 | TC2 |
| 10049 | A | Measure the impedance between the Cab HVAC and the car body | | OK | | Nokuzola Mdluli - 491469 | TC2 |
| 10050 | R | Impedance Result Max : $x \leq 0.05$ (Ohm) | | OK | 0.00648 | Nokuzola Mdluli - 491469 | TC2 |
| 10051 | I | Earthing of interior equipment | | OK | | Nokuzola Mdluli - 491469 | TC2 |
| 10052 | I | Cabin | | OK | | Nokuzola Mdluli - 491469 | TC2 |
| 10053 | A | Visually inspect that the earthing cable connecting LV1 cubicle to the car body is properly connected and the related bolts are correctly torqued | | OK | | Nokuzola Mdluli - 491469 | TC2 |
| 10054 | R | LV1 visually grounded and torque is correctly marked | | OK | | Nokuzola Mdluli - 491469 | TC2 |
| 10055 | A | Measure the impedance between the LV1 cubicle and the car body | | OK | | Nokuzola Mdluli - 491469 | TC2 |
| 10056 | R | Impedance Result Max : $x \leq 0.05$ (Ohm) | | OK | 0.00365 | Nokuzola Mdluli - 491469 | TC2 |
| 10057 | A | Visually inspect that the earthing cable connecting LV2 cubicle to the car body is properly connected and the related bolts are correctly torqued | | OK | | Nokuzola Mdluli - 491469 | TC2 |
| 10058 | R | LV2 visually grounded and torque is correctly marked | | OK | | Nokuzola Mdluli - 491469 | TC2 |
| 10059 | A | Measure the impedance between the LV2 cubicle and the car body | | OK | | Nokuzola Mdluli - 491469 | TC2 |
| 10060 | R | Impedance Result Max : $x \leq 0.05$ (Ohm) | | OK | 0.00637 | Nokuzola Mdluli - 491469 | TC2 |
| 10061 | A | Visually inspect that the earthing cable connecting Under Desk Left cubicle to the car body is properly connected and the | | OK | | Nokuzola Mdluli - 491469 | TC2 |

| | | | | | | | |
|-------|---|---|--|----|---------|--------------------------|-----|
| | | related bolts are correctly torqued | | | | | |
| 10062 | R | Under Desk Left cabinet visually grounded and torque is correctly marked | | OK | | Nokuzola Mdluli - 491469 | TC2 |
| 10063 | A | Measure the impedance between the Under Desk Left cabinet and the car body | | OK | | Nokuzola Mdluli - 491469 | TC2 |
| 10064 | R | Impedance Result Max : $x \leq 0.05$ (Ohm) | | OK | 0.00574 | Nokuzola Mdluli - 491469 | TC2 |
| 10065 | A | Visually inspect that the earthing cable connecting Under Desk Middle cabinet to the car body is properly connected and the related bolts are correctly torqued | | OK | | Nokuzola Mdluli - 491469 | TC2 |
| 10066 | R | Under Desk Middle cabinet visually grounded and torque is correctly marked | | OK | | Nokuzola Mdluli - 491469 | TC2 |
| 10067 | A | Measure the impedance between the Under Desk Middle cabinet and the car body | | OK | | Nokuzola Mdluli - 491469 | TC2 |
| 10068 | R | Impedance Result Max : $x \leq 0.05$ (Ohm) | | OK | 0.00637 | Nokuzola Mdluli - 491469 | TC2 |
| 10069 | A | Measure the impedance between the Master Controller and the car body | | OK | | Nokuzola Mdluli - 491469 | TC2 |
| 10070 | R | Impedance Result Max : $x \leq 0.05$ (Ohm) | | OK | 0.00464 | Nokuzola Mdluli - 491469 | TC2 |
| 10071 | A | Measure the impedance between the Foot Heater and the car body | | OK | | Nokuzola Mdluli - 491469 | TC2 |
| 10072 | R | Impedance Result Max : $x \leq 0.05$ (Ohm) | | OK | 0.00547 | Nokuzola Mdluli - 491469 | TC2 |
| 10073 | I | Saloon | | OK | | Nokuzola Mdluli - 491469 | TC2 |
| 10074 | A | Visually inspect that the earthing cable connecting LV7 cubicle to the car body is properly connected and the related bolts are correctly torqued | | OK | | Nokuzola Mdluli - 491469 | TC2 |
| 10075 | R | LV7 visually grounded and torque is correctly marked | | OK | | Nokuzola Mdluli - 491469 | TC2 |
| 10076 | A | Measure the impedance between the LV7 cubicle and the car body | | OK | | Nokuzola Mdluli - 491469 | TC2 |
| 10077 | R | Impedance Result Max : $x \leq 0.05$ (Ohm) | | OK | 0.00478 | Nokuzola Mdluli - 491469 | TC2 |



Serial Tests Report
TS215 – TC2 – VFT
RTR Vehicle Functional Static Testing Report

Document Reference
GIB0000006300
Version: A0

Emission date
09/04/2024



Serial Tests Report
TS215 – TC2 – VFT
RTR Vehicle Functional Static Testing Report

Document Reference
GIB0000006300
Version: A0

Emission date
09/04/2024






| | | |
|--|--|-----------------------------|
| Serial Tests Report TS215 – TC2 – VFT RTR Vehicle Functional Static Testing Report | Document Reference GIB0000006300 Version: A0 | Emission date 09/04/2024 |
|--|--|-----------------------------|

Section 4 – Reflectometry

4.3 Instructions list

4.3.1 025_NET_054_PIS-Network Cabling Integrity Test

I - Information A - Action R - Result NE - Not Executed

| N° | Type | Instruction | File | Result status | Result value | Operator | Vehicle |
|-------|------|---|---|---------------|--------------|-----------------------|---------|
| 10001 | I | Network Cabling Integrity Test | | OK | | Amanda Ntuli - 526239 | TC2 |
| 10002 | I | It is necessary to check the network cables to ensure that they have been installed correctly to improve the overall operation of the system. | | OK | | Amanda Ntuli - 526239 | TC2 |
| 10003 | I | The Cable Analyzer Module DSX-5000 will be used to validate cabling | | OK | | Amanda Ntuli - 526239 | TC2 |
| 10004 | I | Register as a new Operator on the DSX-5000. Check on the manual below on how to register as a new Operator. |  | OK | | Amanda Ntuli - 526239 | TC2 |
| 10005 | I | When saving the tests results for each line, it should be named by its trainset number (X) and the test code (Indicated in the test step). i.e. TS021_TC2_P01 for PACIS and TS021_TC2_T01 for TCMS. | | OK | | Amanda Ntuli - 526239 | TC2 |
| 10006 | I | Use the pictures below for coupler test. | | OK | | Amanda Ntuli - 526239 | TC2 |
| 10007 | I | Front coupler |  | OK | | Amanda Ntuli - 526239 | TC2 |
| 10008 | I | DB9 connector |  | OK | | Amanda Ntuli - 526239 | TC2 |
| 10009 | I | TCMS cabling | | OK | | Amanda Ntuli - 526239 | TC2 |
| 10010 | A | From: [25A15 Train Router Switch (Local: +LV1; Connector: 25XP15_ETH7)] to: [54A13 Train Router Switch (Local: +LV1; Connector: 54XP13_ETHCPU)] NOTE: Cable is crossed TSX_TC2_T01 | | OK | | Amanda Ntuli - 526239 | TC2 |
| 10011 | A | From: [25A15 Train Router Switch (Local: +LV1; Connector: 25XP15_ETH4)] to: [25A11 Ethernet Switch (CRS2) (Local: +LV1; Connector: 25XP11_X4)] NOTE: Cable is crossed TSX_TC2_T02 | | OK | | Amanda Ntuli - 526239 | TC2 |
| 10012 | A | From: [25A11 Ethernet Switch (Local: +LV1; Connector: 25XP11_X3)] to: | | OK | | Amanda Ntuli - 526239 | TC2 |

| | | | | | | | |
|-------|---|--|--|----|--|-----------------------|-----|
| | | [25A12 Switch Ethernet (CRS3) (Local: +LV1; Connector: 25XP12_X4)] NOTE: Cable is crossed TSX_TC2_T03 | | | | | |
| 10013 | A | From: [25A12 Ethernet Switch (CRS2) (Local: +LV1; Connector: 25XP12_X8)] to: [25A18 MAINTENANCE INTERFACE (Local: +LV1; Connector: 25XR18_ETH)] NOTE: Cable is crossed TSX_TC2_T04 | | OK | | Amanda Ntuli - 526239 | TC2 |
| 10014 | A | From: [25A15 Train Router Switch (Local: +LV1; Connector: 25XP15_ETH3)] to: [25A14 Ethernet Repeater (TBR) (Local: +LV7; Connector: 25XP14_ETH0)] NOTE: Cable is crossed TSX_TC2_T05 | | OK | | Amanda Ntuli - 526239 | TC2 |
| 10015 | A | From: [25A15 Train Router Switch (Local: +LV1; Connector: 25XP15_ETH5)] to: [25A10 Ethernet Switch (CRS1) (Local: +LV7; Connector: 25XP10_X3)] NOTE: Cable is crossed TSX_TC2_T06 | | OK | | Amanda Ntuli - 526239 | TC2 |
| 10016 | A | From: [25A12 Switch Ethernet (CRS3) (Local: +LV1; Connector: 25XP12_X3)] to: [(Local: END2 ; Connector: 90XP12.all)] NOTE: Cable is crossed TSX_TC2_T07 | | OK | | Amanda Ntuli - 526239 | TC2 |
| 10017 | A | From: [25A14 TBR (Local: +LV7; Connector: 25XP14_ETH1)] to: [Inter-car (Local: +END2; -90XP12.al)] NOTE: Cable is straight TSX_TC2_T08 | | OK | | Amanda Ntuli - 526239 | TC2 |
| 10018 | A | From: [25A15 Train Router Switch (Local: +LV1; Connector: 25XP15_ETH1)] to: [Inter-car (Local: +END2; -90XP11.all)] NOTE: Cable is straight TSX_TC2_T09 | | OK | | Amanda Ntuli - 526239 | TC2 |
| 10019 | A | From: [25A10 Ethernet Switch (CRS1) (Local: +LV7; Connector: 25XP10_X4)] to: [Inter-car (Local: +END2; -90XP11.al)] NOTE: Cable is straight | | OK | | Amanda Ntuli - 526239 | TC2 |

| | | | | | | | |
|-------|---|---|--|----|--|-----------------------|-----|
| | | TSX_TC2_T10 | | | | | |
| 10020 | A | <p>From: [25A15 Train Router Switch (Local: +LV1; Connector: 25XP15_ETH0)] to: [Coupler 041 (Local: CLP; Connector: 90XR120_LC14)]</p> <p>TSX_TC1_T11</p> <p>NOTE: Cable is crossed</p> <p>NOTE: For this test, use the male coupler connector provided. Please refer to the picture for the correct location of connector.</p> | | OK | | Amanda Ntuli - 526239 | TC2 |
| 10021 | A | <p>From: [25A15 Train Router Switch (Local: +LV1; Connector: 25XP15_ETH2)] to: [Coupler 141 (Local: +CLP; Connector: 90XR120_RC14)]</p> <p>TSX_TC1_T12</p> <p>NOTE: Cable is Straight</p> <p>NOTE: For this test use the female coupler connector provided. Please refer to the above picture for correct location for the connector.</p> | | OK | | Amanda Ntuli - 526239 | TC2 |
| 10022 | I | Pacis cabling | | OK | | Amanda Ntuli - 526239 | TC2 |
| 10023 | A | <p>From: [TRS 54A13 (Local: +LV1; Connector: 54XP13_ETH7)] to: [Inter-car (Local: +END2; -90XP12.ell)]</p> <p>NOTE: Cable is straight</p> <p>TSX_TC2_P01</p> | | OK | | Amanda Ntuli - 526239 | TC2 |
| 10024 | A | <p>From: [54A10 CRS1 (Local: +LV7; Connector: 54XP10_X7)] to: [Inter-car (Local: +END2; -90XP11.ell)]</p> <p>NOTE: Cable is crossed</p> <p>TSX_TC2_P02</p> | | OK | | Amanda Ntuli - 526239 | TC2 |
| 10025 | A | <p>From: [54A13 TRS (Local: +LV1; Connector: 54XP13_ETH6)] to: [54A10 CRS1 (Local: +LV7; Connector: 54XP10_X8)]</p> <p>NOTE: Cable is crossed</p> <p>TSX_TC2_P03</p> | | OK | | Amanda Ntuli - 526239 | TC2 |
| 10026 | A | <p>From: [54A42 RACK UMC (EBM) (Local: +LV1; Connector: 54XP42_X2)] to: [Coupler 042 (Local: +CLP; Connector: 90XR120_LE12)]</p> <p>TSX_TC1_P04</p> | | OK | | Amanda Ntuli - 526239 | TC2 |

| | | | | | | | |
|-------|---|---|--|----|--|--------------------------------|-----|
| 10027 | A | From: [54A42 RACK UMC (EBM) (Local: +LV1;Connector: 54XP42_X8) to: [Coupler 142 (Local: +CLP; Connector: 90XR120_RE12)] TSX_TC1_P05 NOTE: Cable is straight NOTE: For this test use the female coupler connector and the DB9 connector provided. Refer to the picture above for the correct location of the connector. | | OK | | Amanda Ntuli - 526239 | TC2 |
| 10028 | A | All cables have been validated on TC2 | | OK | | Amanda Ntuli - 526239 | TC2 |
| 10029 | R | Download all the results from Fluke and save them on PC with folder name "TC2_TSxx" | | OK | | Tshegofatso Setshogwe - 404572 | TC2 |

Section 5 – Config

5.3 Instructions list

5.3.1 CONF-Car Configuration

I - Information A - Action R - Result NE - Not Executed

| N° | Type | Instruction | File | Result status | Result value | Operator | Vehicle |
|-------|------|--|---|---------------|--------------|--------------------------|---------|
| 10001 | I | Configuration Checks | | OK | | Mlungisi Madela - 529927 | TC2 |
| 10002 | A | Check continuity between 93XT104_1 pin 50 and Ground point | | OK | | Mlungisi Madela - 529927 | TC2 |
| 10003 | R | There is no continuity | | OK | | Mlungisi Madela - 529927 | TC2 |
| 10004 | I | If there is continuity above, the wire 19203LE is pinched on the compressor isolation cock. | | OK | | Mlungisi Madela - 529927 | TC2 |
| 10005 | A | Check continuity on all pins of connector 90XP15 & 90XP14 to ground | | OK | | Mlungisi Madela - 529927 | TC2 |
| 10006 | R | There is no continuity except pin 62 of connector 90XP15 | | OK | | Mlungisi Madela - 529927 | TC2 |
| 10007 | A | Check continuity on all pins of the coupler to ground. | | OK | | Mlungisi Madela - 529927 | TC2 |
| 10008 | R | There is no continuity | | OK | | Mlungisi Madela - 529927 | TC2 |
| 10009 | I | Smoke Detector Address Configuration | | OK | | Mlungisi Madela - 529927 | TC2 |
| 10010 | A | Remove and configure the Smoke Detector 67A4 in the cabin, according to the figure attached. |  | OK | | Mlungisi Madela - 529927 | TC2 |
| 10011 | A | Reconnect Smoke Detector 67A4 | | OK | | Mlungisi Madela - 529927 | TC2 |
| 10012 | A | Remove and configure the Smoke Detector 67A2 (+PA1) according to the figure attached. |  | OK | | Mlungisi Madela - 529927 | TC2 |
| 10013 | A | Reconnect Smoke Detector 67A2 | | OK | | Mlungisi Madela - 529927 | TC2 |
| 10014 | A | Remove and configure the Smoke Detector 67A3 (+PA3) according to the figure attached. |  | OK | | Mlungisi Madela - 529927 | TC2 |
| 10015 | R | Measure the resistance (LHD- Line Heat Detection from Static Converter Box) between point 1 and point 4 of the | | OK | 626 | Mlungisi Madela - 529927 | TC2 |

| | | | | | | | |
|-------|---|--|--|----|--|-----------------------------|-----|
| | | connector 67XP3_11. Result Min/Max : 550<= x<= 700 (Ohms) | | | | | |
| 10016 | R | About 600 Ohms measured | | OK | | Mlungisi Madela - 529927 | TC2 |
| 10017 | A | Reconnect Smoke Detector 67A3 | | OK | | Mlungisi Madela - 529927 | TC2 |
| 10018 | I | Speed Sensor Continuity | | OK | | Mlungisi Madela - 529927 | TC2 |
| 10019 | A | Check continuity between Speed Sensor 1 (connector -41XP5) and MCE (connector - 40XP1_X314): | | OK | | Mlungisi Madela - 529927 | TC2 |
| 10020 | R | There is continuity between (Pin A and Pin z4), (Pin B and b4), (Pin D and Pin d4) | | OK | | Mlungisi Madela - 529927 | TC2 |
| 10021 | A | Check continuity between Speed Sensor 2 (connector -41XP2_D2) and MCE (connector - 40XP1_X314): | | OK | | Mlungisi Madela - 529927 | TC2 |
| 10022 | R | There is continuity between (Pin A and Pin z8), (Pin B and b8), (Pin D and Pin d8) | | OK | | Mlungisi Madela - 529927 | TC2 |
| 10023 | A | Check continuity between Speed Sensor 2 (connector -41XP2_D2) and OTDR (connector -61XP1_D2_TAC): | | OK | | Mlungisi Madela - 529927 | TC2 |
| 10024 | R | There is continuity between (Pin F and Pin a14), (Pin G and a12), (Pin H and Pin a10) | | OK | | Mlungisi Madela - 529927 | TC2 |
| 10025 | A | Check continuity between Speed Sensor 3 (connector -41XP3_D2) and MCE (connector - 40XP1_X314): | | OK | | Mlungisi Madela - 529927 | TC2 |
| 10026 | R | There is continuity between (Pin A and Pin z6), (Pin B and b6), (Pin D and Pin d6) | | OK | | Mlungisi Madela - 529927 | TC2 |
| 10027 | A | Check continuity between Speed Sensor 3 (connector -41XP3_D2) and OTDR (connector - 61XP1_D2_TAC): | | OK | | Mlungisi Madela - 529927 | TC2 |
| 10028 | R | There is continuity between (Pin F and Pin c2), (Pin G and a8), (Pin H and Pin e2) | | OK | | Mlungisi Madela - 529927 | TC2 |
| 10029 | A | Check continuity between Speed Sensor 4 (connector -41XP4_D2) and MCE (connector - 40XP1_X314): | | OK | | Mlungisi Madela - 529927 | TC2 |
| 10030 | R | There is continuity between (Pin A and Pin z10), (Pin B and b10), (Pin D and Pin d10) | | OK | | Mlungisi Madela - 529927 | TC2 |

| | | | | | | | |
|-------|---|---|--|----|--|--------------------------|-----|
| 10031 | I | OTDR LOOP | | OK | | Mlungisi Madela - 529927 | TC2 |
| 10032 | I | Check continuity between the following points: | | OK | | Mlungisi Madela - 529927 | TC2 |
| 10033 | A | From: [61A1 Tach Board (local: +LV2 connector -61XP1_D2_TAC (pin c26))] to: [61A2 speed indicator IN+(local: DD4)]. | | OK | | Mlungisi Madela - 529927 | TC2 |
| 10034 | A | From: [61A1 Tach Board (local: +LV2 connector -61XP1_D2_TAC (pin e26))] to: [61A2 speed indicator OUT- (local: DD4)] | | OK | | Mlungisi Madela - 529927 | TC2 |
| 10035 | A | From: [61A1 Tach Board (local: +LV2 connector -61XP1_D2_TAC (pin a26))] to: [Local(+END2) Connector: -90XP13.b pin2] | | OK | | Mlungisi Madela - 529927 | TC2 |
| 10036 | A | From: [61A1 Tach Board (local: +LV2 connector -61XP1_D2_TAC (pin e28))] to: [Local(+END2) Connector: -90XP13.b pin1] | | OK | | Mlungisi Madela - 529927 | TC2 |



Serial Tests Report
TS215 – TC2 – VFT
RTR Vehicle Functional Static Testing Report

Document Reference
GIB0000006300
Version: A0

Emission date
09/04/2024



Serial Tests Report
TS215 – TC2 – VFT
RTR Vehicle Functional Static Testing Report

Document Reference
GIB0000006300
Version: A0

Emission date
09/04/2024

Section 4 – Report summaries

4.2 Results status

| Test Instruction Sheet | Compliant | Incomplete | Non-compliant |
|------------------------|-----------|------------|---------------|
| Reflectometry | X | | |
| Protective Bonding | X | | |
| Config | X | | |

| Vehicle | Equipment | Expected version | Version loaded |
|---------|-----------|------------------|----------------|
| TC2 | | | |



Serial Tests Report
TS215 – TC2 – VFT
RTR Vehicle Functional Static Testing Report

Document Reference
GIB0000006300
Version: A0

Emission date
09/04/2024